

GRAND CANYON Made Easy
14 Day Rowing trip, Lees Ferry to Diamond Creek
8 Day Motor trip, Lees Ferry to Pearce Ferry

Where Does My Trip Begin?

- MARBLE CANYON, ARIZONA.
- Plan to arrive by 4:30-5:00 PM the evening prior to your trip date.

How Do I Get To Marble Canyon?

- Travel by vehicle
Drive to Marble Canyon, Arizona, located on US 89-Alt, in the extreme northern end of the state.
- Travel by air (Our Vegas & Return package)
Book a flight to Las Vegas, Nevada, to arrive no later than 11:00 AM the day prior to your river trip date. Meet our charter van/bus at 12:00 noon, McCarran Airport, "0 Level" (ground level) on the east end of the main terminal, one floor below the baggage claim for a five-hour drive to Marble Canyon.

If you plan to arrive in Las Vegas a day or two early, the van will pick you up at the Best Western McCarran Inn (or other designated location) at 11:00 AM the day before your river trip date.

What Other Arrangements Must I Make?

- Accommodations for the night prior to the trip launch:
Rooms and meals at Marble Canyon Lodge are your responsibility. Contact Marble Canyon Lodge at (800) 726-1789 or (928) 355-2225, or online at www.marblecanyoncompany.com
Tell them you are going on a trip with Moki Mac.
- Vehicle Shuttles:
If you drove to Marble Canyon, you'll need to arrange car shuttle services to have your vehicle driven to the takeout. The best option is;

River Runners Shuttle Service
PO Box 61, Meadview, AZ 86444.
928-564-2391, Fax 928-564-2781
info@rrshuttleservice.com

What Will Happen At Marble Canyon?

- We will conduct a short meeting at Marble Canyon Lodge beginning at 6:00-6:30 PM the evening before the river trip. We'll distribute waterproof river bags so you can pack your gear that night. We will have a brief discussion of what you can expect during the following 14 or 8 days. General questions and concerns will be addressed.
- At 8:00 AM the following morning we will pick you up and drive to Lees Ferry launch ramp, a short, five-mile ride. You should eat breakfast before we meet you.
- If you drove to Marble, we'll show you where to leave your vehicle. See info above about making arrangements for vehicle shuttles to the takeout.

What Will Happen At The End Of The River Trip?

- 14 day rowing trips will end at Diamond Creek/Peach Springs.
- 8 day motor trips will end at Pearce Ferry on Lake Mead.

For “Vegas and return” passengers, ground transportation from Peach Springs or Pearce Ferry is provided to take you back to Las Vegas, arrival time about 4:00 PM.

If you plan to fly home that day, your flight reservations should be for no earlier than 5:00 PM.

If you drove to Marble Canyon, you should have made arrangement to have your vehicle shuttled to Peach Springs or Pearce Ferry.

If you are flying home from Las Vegas that evening, you may wish to take advantage of a business in McCarran International Airport called “Fitness Beast” where you can shower for \$10/person. The “Beast” is located on Level 2 near the east end of the terminal (just above baggage claim area).

Packing List

Pack your gear in a duffle bag. You’ll transfer everything to our river bags. We’ll bring your duffle bag/luggage around to meet you at the end of the trip.

Clothing:

2-3 shorts	1-2 long pants	3-4 shirts
1-2 long sleeved shirt	underwear & socks	1-3 swimsuits
sarong	2 hats with tie strings	bandanas
rain gear	fleece jacket	sandals & hiking shoes
thermals & wet suit booties (for cooler spring and fall trips)		

Personal Items:

Toothbrush & toothpaste	lip balm	moisturizing lotion
Comb or hairbrush	soap & shampoo	sunscreen
deodorant	razor (optional)	medications
female hygiene products	water bottle or canteen	sunglasses/eyeglass holder
towel	camera	book/journal/pens
small back pack	carabiner	flashlight & batteries (Flashlights with red light mode are good)

Camping Gear – Tent, sleeping bag, pad, ground cloth

Camping gear is included in the price of your trip.

If you prefer to bring your own, just let us know ahead of time.

Gear Suggestions

Protect yourself from the sun! Clothing and hats work best. Sunscreen is also very important, however, it will wash off when you get wet. Some people have had allergic reactions to heavy duty sunscreen they haven’t used before. Bring good quality products you have experience with. Remember lip products, too!

Our climate is VERY DRY! Your skin will dry out quickly. Moisturizing lotion is very nice to have at the end of a long day in the sun.

Shorts & pants with Velcro or zippers at the pockets are good. Keep your small items from getting lost. Convertible pants with zip off legs are a great, versatile clothing option.

A sarong or light weight cloth is handy. It can be used for sun shade on the boat; provide some privacy while changing clothes in camp; and be used for a sheet.

Shoes for hiking should provide support. Some hikes require stream crossings so your hiking shoes will get wet. During the day on the rafts, your feet will be wet so strap-on sandals are appropriate. Some kind of open shoe or cheap flip-flop is great in camp at night, to let your feet dry out. Foot fungus can become an issue.

The best rain gear is pants and a jacket. Ponchos are not effective or durable, and are very difficult to wear under your life jacket.

Some people prefer synthetics that are quick drying and some like the evaporative cooling of wet cotton. During the cooler months you will want quick-drying clothes and during the hottest months you may want to bring some cotton clothes.

Mornings and evenings can feel cool, bring a cozy polarfleece jacket. It will also be good to wear under a rain jacket if the weather is inclement, as synthetic fleece dries quickly.

The small backpack is used for storing rain gear and items you may want during the day. Line your daypack with a contractor weight garbage bag to keep contents dry. It is also handy for use on hikes.

A carabiner is an oval shaped metal ring with a one-way gate, and is useful to quickly fasten your small daypack to the raft. You do not need an expensive one but it should be full size (about 4"X2").

The only cash you will need will be for drink purchases at Marble Canyon, incidentals at Phantom Ranch, and guide gratuities (5%-10% of trip fare recommended). A credit card may prove handy for unforeseen emergencies.

If you bring liquor, please transfer it to plastic bottles. Beer, soda and wine can be purchased at Marble Canyon Lodge.

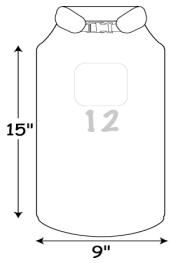
There are limited fishing opportunities. If you choose to bring a rod, make it a compact model. Catch and release (barbless hooks) apply. You will need to purchase a 5-day out of state fishing license at Marble Canyon Lodge if you want to fish during the river trip.

Please Do Not Bring

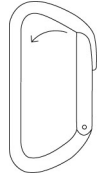
Radios, expensive jewelry, electrical appliances, pets, or firearms.

The River Bags For Your Gear

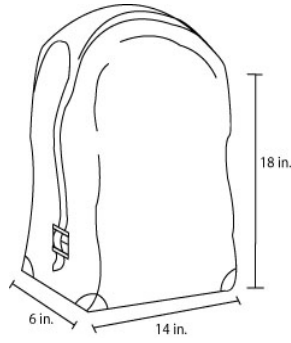
Your clothes and sleeping bag will fit into two waterproof river bags we provide. Tents and pads will be packed into large communal waterproof bags each day. We will also provide a soft river bag for your day use items. The daypack you bring will be used for your rain gear, extra shoes and other items you will need during the day.



Soft "mini" bag



Carabiner



River Bag

Emergency Contact Numbers

Once you launch on the river, communications from or to the outside are very difficult. For emergency contact leave the following telephone numbers:

Moki Mac Main Office:

(800) 284-7280
(801) 268-6667
(801) 631-3127

Moki Mac AZ Warehouse:

(928) 355-2504
(928) 355-2285
(928) 707-0162

National Park Service:

Dispatch
(928) 638-7804

Vacation Insurance

PROTECT YOUR INVESTMENT! We urge you to purchase vacation interruption insurance to protect you in case you find you must cancel your trip. Policy purchases may be time sensitive. Plan ahead! Choose your preference from the list below:

- www.insuremytrip.com
- www.travelguard.com
- www.travelex-insurance.com

Weather

April/May: Average temperatures range from the high 70's/low 90's (22-33 C) during the day and the mid 50's/60's (10-16 C) at night. There may be rain showers.

June: Average temperatures range from the high 90's/low 100's (33-38 C) during the day and the low 70's (22 C) at night. It is usually dry.

July/August: Average temperatures range from the high 90's/low 100's (33-38 C) during the day and mid to high 70's (22-25 C) at night. Thundershowers are likely.

September/October: Average temperatures range from the mid 80's/high 90's (27-33 C) during the day and the mid 50's/high 60's (10-16 C) at night. There may be rain showers.